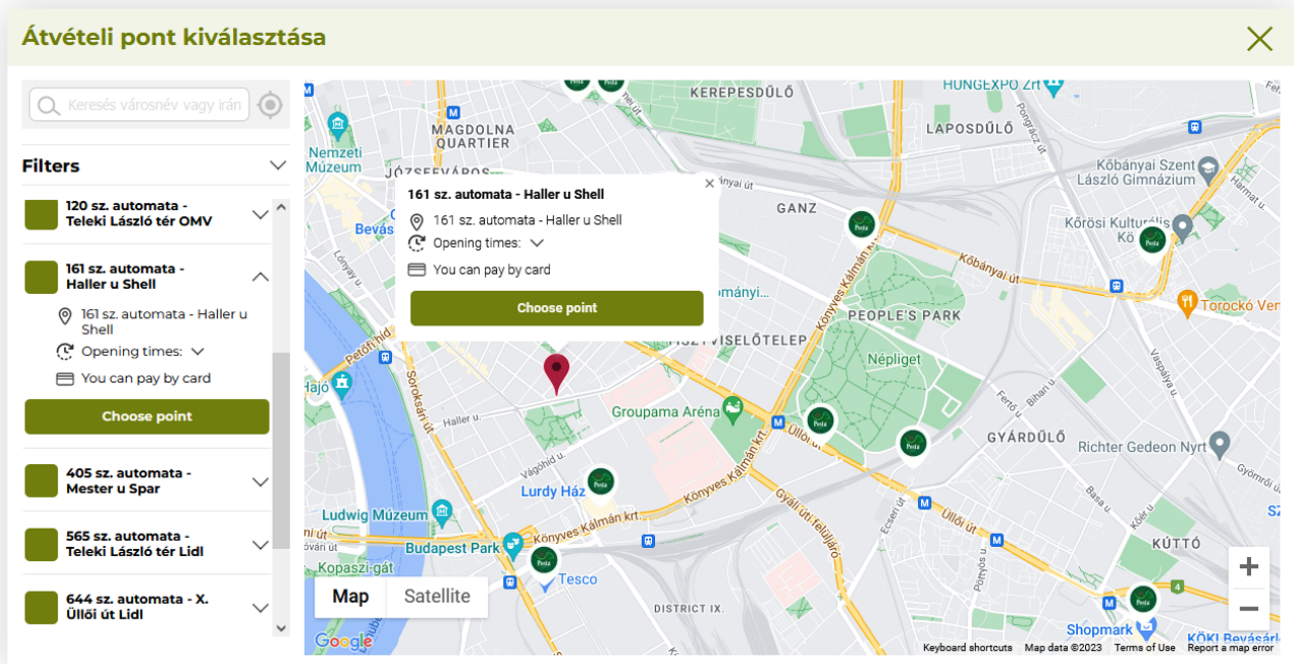


Magyar Posta delivery method

/ Getting started

In this article, you can find information about a new delivery method Magyar Posta Pickup. It is a pickup delivery method that displays near pickup points for the customers according to their delivery address set on the website, which can be used on a Hungarian Yves Rocher website.



Visualization of the Magyar Posta delivery pickup selection

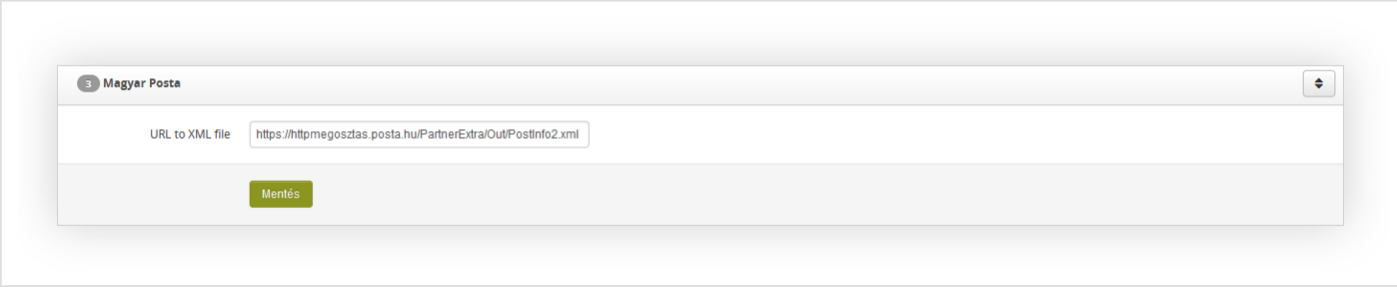
Table of contents:

1. Configuring the delivery method
2. Customer perspective

/ Configuring the delivery method

Magyar Posta delivery has to be activated and configured in the admin panel. You can find its configuration in the:

System > System / Settings > Integrations > Magyar Posta



The screenshot shows a web form titled "Magyar Posta" with a tab icon and a dropdown arrow. It contains a single text input field labeled "URL to XML file" with the value "https://httpmegosztas.posta.hu/PartnerExtra/OutPostInfo2.xml". Below the field is a green button labeled "Mentés".

Visualization of the Magyar Posta delivery system settings

in the Magyar Posta system settings, you have the following fields:

- URL to XML file - this is a field where the Magyar Posta .xml file should be linked. This link should not be changed unless needed.

Remember

As Magyar Posta is using Google Maps API to show their points on the map it is also required to have necessary frontend and backend keys in the **System > System / Settings > Integrations > Google maps API**

With all fields correctly filled remember to verify if the delivery method is correctly configured and set in the **system > delivery types / list**. You can find more about **delivery types / list** in the **[UNDER CONSTRUCTION]** article.

Magyar Posta Pickup

General data

Is active?

ON

Public name *

Magyar Posta Pickup

Public description *

Magyar Posta Pickup

Export tag

DEL_YRHU_PM

Tracking link

You can use {TRACKING_NR} placeholder which will be replaced by tracking number

Sort order *

15

Is in delivery point group?

OFF

Mentés

Show usage in altshops

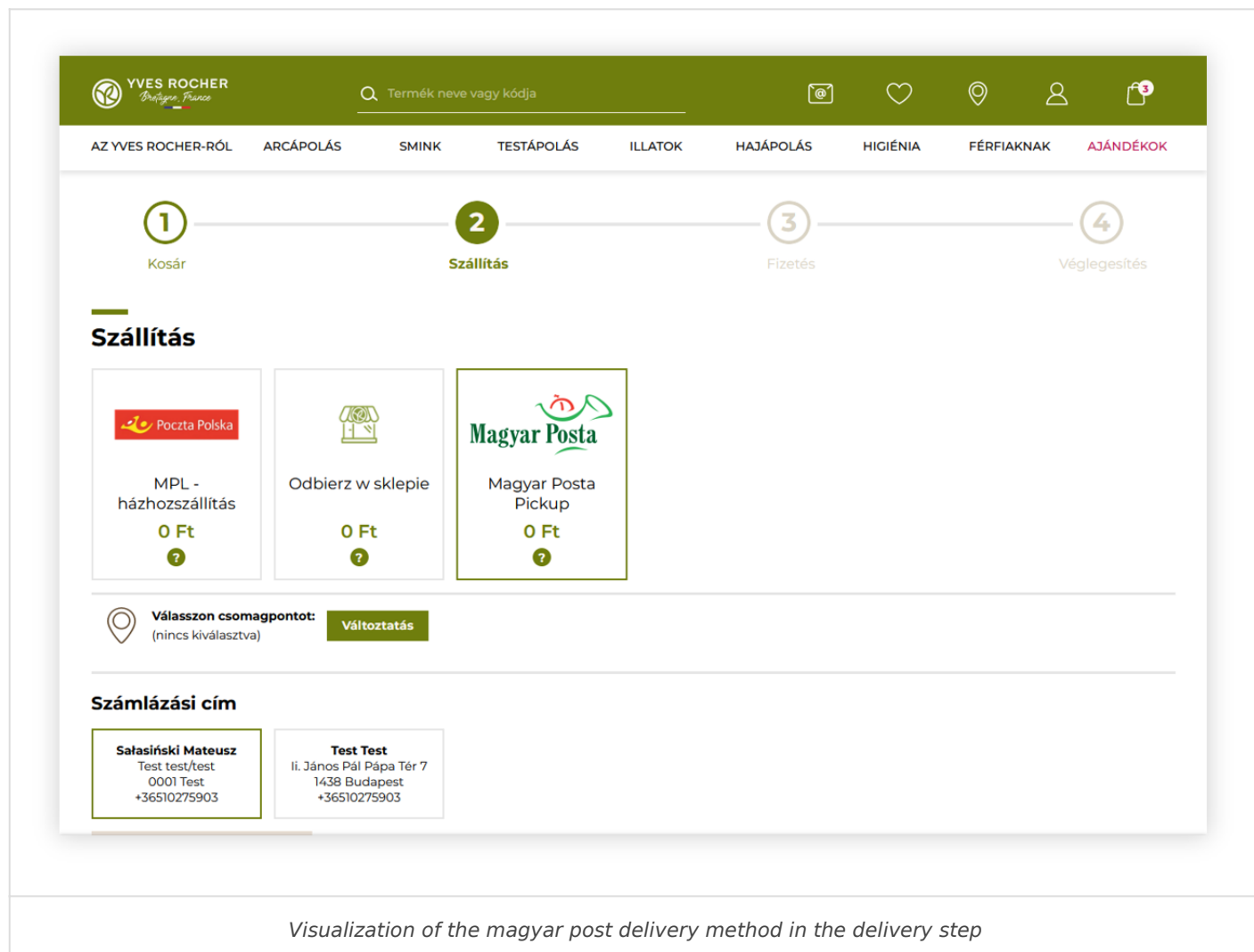
Show available zip codes

Visualization of the Magyar Posta delivery settings

It is also important to remember to enable the selected delivery methods in the **Altshops > Delivery costs / list**. You can find more about **delivery costs / list** in the [Delivery costs / list - browsing and managing delivery costs](#) article.

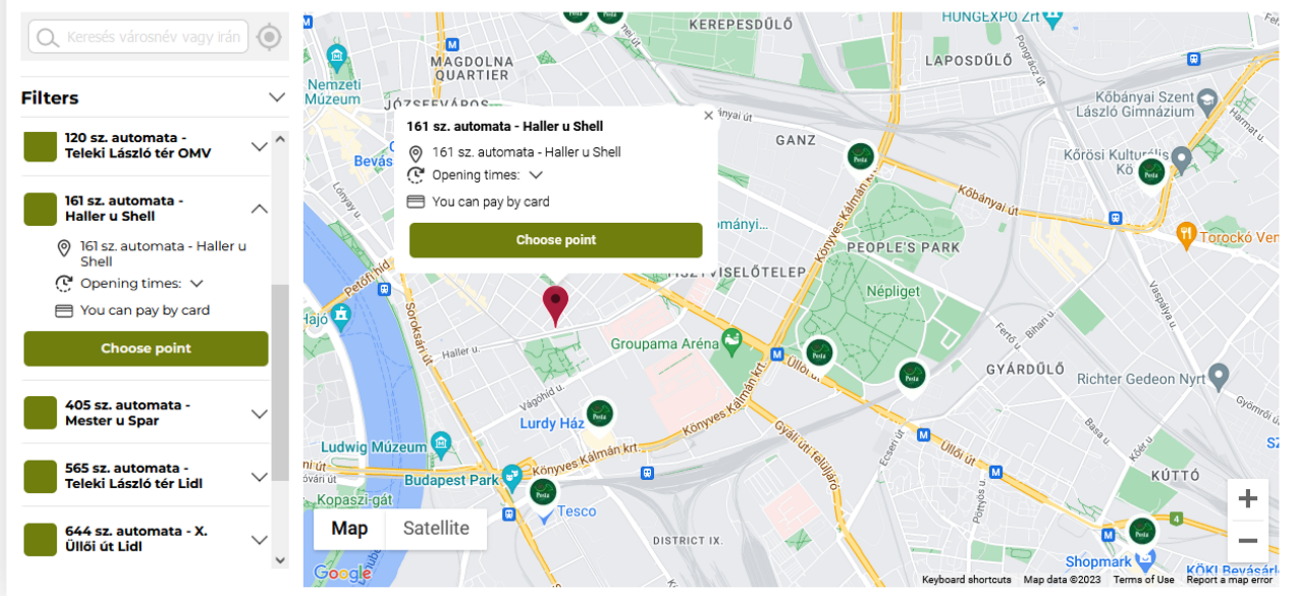
/ Customer perspective

With the delivery method configured customers will see a new delivery method available in the delivery step of the purchase process (/cart/delivery).



When the customer selects the Magyar Posta delivery method he will get a pop-up with all available pick-up points near them.

Átvételi pont kiválasztása



Visualization of the magyar Posta delivery pickup selection

Remember

As Magyar Posta integration shows only available stores near customers' delivery addresses it can show no delivery points if the customer has his set address in a place, where Magyar Posta doesn't work. It is possible to change the customer's delivery address in another delivery method if the customer wishes to deliver to a different address than the default one.

Revision #2

Created 27 November 2024 21:06:15 by Tau Ceti

Updated 27 November 2024 21:24:48 by Tau Ceti